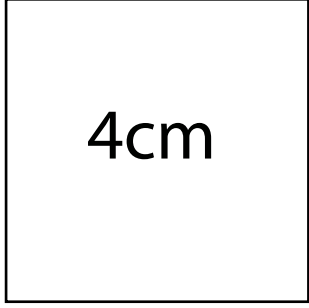


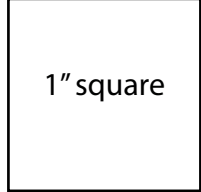


*Sew Sweetness*

**Corner Accent pattern piece**  
Cut 4 fabric



1" square



*Sew Sweetness*

**Corner Accent pattern piece**  
Cut 4 mirror image pairs

Place on the Fold



*Sew Sweetness*

**Front Accent pattern piece**  
cut 4 fabric  
(for leather, cut 2 on the dashed line)

Place on the Fold



*Sew Sweetness*

**Corner Accent pattern piece**

Cut 4 mirror image pairs  
(if using cork/leather, cut 2 pairs on dashed line)



*Sew Sweetness*

**Accent**

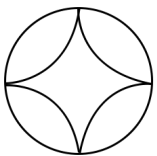
**For cotton fabric**

cut 4 *pairs*

cut 4 Shape Flex *pairs*

**For leather**

cut 2 *pairs*



*Sew Sweetness*

**Corner Accent pattern piece**

Cut 4 mirror image pairs

(if using cork/leather, cut 2 pairs on dashed line)